



like this?
 you can print more!
 for free!
<http://jvns.ca/zines>

NETWORKING!

A COMPUTER NETWORKING ZINE!


ACK!

BY JULIA EVANS!


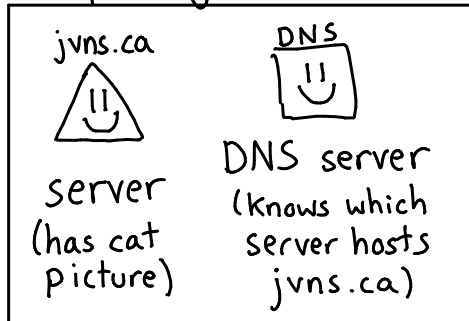


cast of characters


in your house



computers you'll talk to



in the middle



♡ thanks ♡ for reading

If you want to know more about networking:

→ make network requests! play with

dig traceroute tcpdump ifconfig
netcat wireshark netstat

→ beej's guide to network programming is a useful + funny guide to the socket API on Unix systems.

→ beej.us/guide/bgnet ←

→ High Performance Browser Networking is a ★fantastic★ and practical guide to what you need to know about networking to make fast websites.

You can read it for free at:

→ hpbnet.com ←

Thanks to Kamal Marhubi, Chris Kanich, and Ada Munroe for reviewing this!

Cover art by the amazing Liz Baillie

wireshark

Wireshark is an amazing tool for packet analysis. Here's an exercise to learn it! Run this:

```
sudo tcpdump port 80 -w http.pcap
```

While that's running, open metafilter.com in your browser. Then press Ctrl+C to stop tcpdump. Now we have a pcap!

Open http.pcap with Wireshark.

Some questions you can try to answer:

① What HTTP headers did your browser send to metafilter.com?

(hint: search `frame contains "GET"`)

② How many packets were exchanged with metafilter.com's server?

(hint: search `ip-dst == 54.1.2.3`) put the IP from "ping metafilter.com" here

Wireshark makes it easy to look at:

- IP addresses and ports
- SYNs and ACKs for TCP traffic
- exactly what's happening with DNS requests
- and so much more. It's a great way to poke around and learn.

what's this?!

hi! I'm Julia



twitter: @b0rk

blog: http://jvns.ca

I put a picture of a cat on the internet here:

★ `jvns.ca/cat.png` ★ (go look!)

In this zine we'll learn everything (mostly) that needs to happen to get that cat picture from my server to your laptop.

My goal is to help get you from



I've heard about some of these HTTP/DNS/TCP things but I don't understand how they work exactly or how they all fit together

me after I'd been working as a web developer for a year

to...



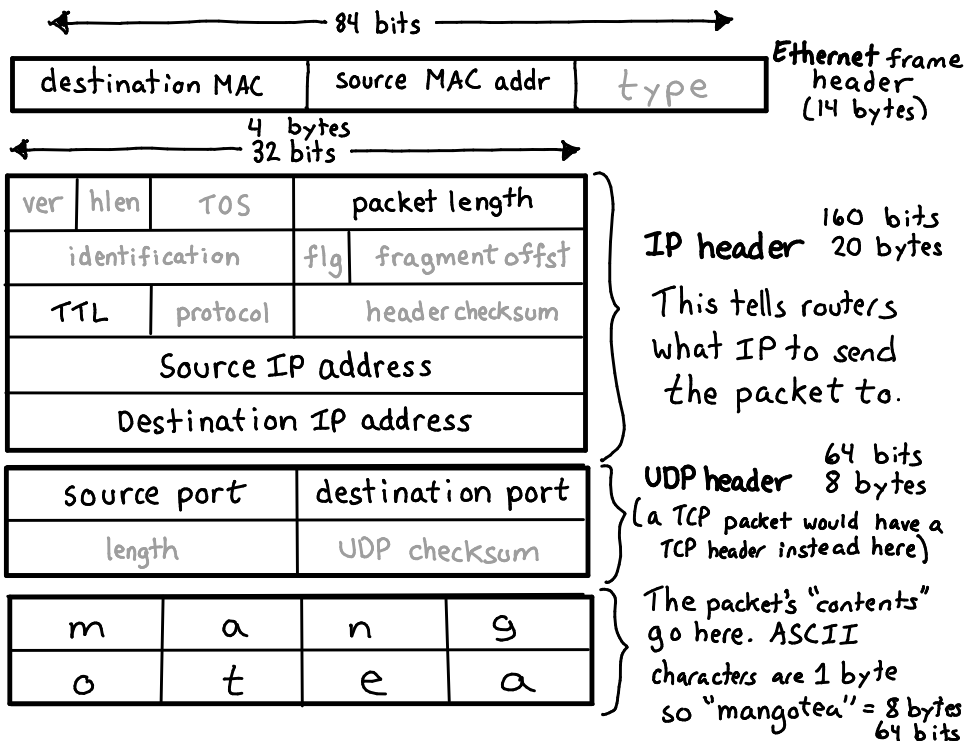

there's a networking problem! I totally know where to start!

me now

our star: the packet

All data is sent over the internet in **packets**. A packet is a series of bits (01001011011....) and it's split into sections (or "headers")


Here's what a UDP packet that says "mangotea" looks like. It's 50 bytes in all! (400 bits)



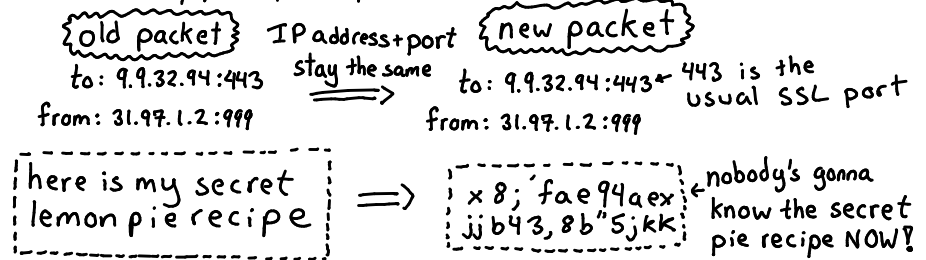
SSL/TLS

(TLS: newer version of SSL)


When you send a packet on the internet, LOTS of people can potentially read it.



SSL encrypts your packets:



What happens when you go to <https://jvns.ca>:



Once the client and server agree on a key for the session, they can encrypt all the communication they want.

To see the certificate for jvns.ca, run:

```
$ openssl s_client -connect jvns.ca:443 -servername jvns.ca
```

TLS is really complicated. You can use a tool like SSL Labs to check the security of your site.

Notation time!

10.0.0.0/8

132.5.23.0/24

People describe groups of IP addresses using CIDR notation.

example CIDRs

CIDR	range of IPs
10.0.0.0/8	10.*.*.*
10.9.0.0/16	10.9.*.*
10.9.8.0/24	10.9.8.*

important examples

10.0.0.0/8 and 192.168.0.0/16 and 172.16.0.0/12 are reserved for local networking.

In CIDR notation, a /n gives you 2^{32-n} IP addresses. So a /24 is $2^8 = 256$ IPs.

It's important to represent groups of IP addresses efficiently because routers have LOTS TO DO.



000

is 192.168.3.2 in the subnet 192.168.0.0/16? I can do some really fast bit arithmetic and find out!

10.9.0.0 is this in binary:

00001010 00001001 00000000 00000000


first 24 bits

10.9.0.0/24 is all the IP addresses which have the same first 24 bits as 10.9.0.0!

steps to get a cat picture

from jvns.ca/cat.png

When you download an image, there are a LOT of networking moving pieces. Here are the basic steps we'll explain in the next few pages.




DNS

★ ★ Step ①: get the IP address for jvns.ca ★ ★

All networking happens by sending packets. To send a packet to a server on the internet, you need an IP address like 104.28.7.94

jvns.ca and google.com are domain names. DNS (the "Domain Name System") is the protocol we use to get the IP address for a domain name.



The DNS request + response are both usually UDP packets.


When you run `$ curl jvns.ca/cat.png`:

curl calls the "getaddrinfo" function with "jvns.ca"	getaddrinfo finds the system DNS server (like 8.8.8.8)	getaddrinfo makes a request to that server	★ IP address: obtained! ★ 104.28.7.94
--	--	--	--

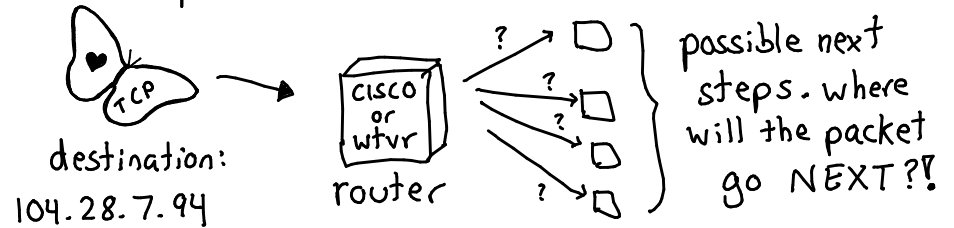
Your system's default DNS server is often configured in `/etc/resolv.conf`.

8.8.8.8 is Google's DNS server, and lots of people use it. It's a great choice!

How packets get sent across the ocean

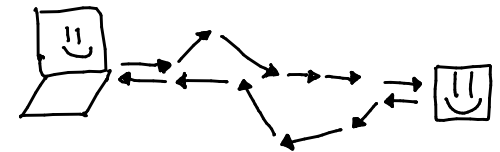


When a packet arrives at a router



Routers use a protocol called BGP to decide what router the packet should go to next:

A packet can take a lot of different routes to get to the same destination!




The route it takes to get from A → B might be different from B → A.

Exercise: Run `tracert google.com` to see what steps your packet takes to get to google.com.


Local networking

how to talk to a computer in the same room


Every computer is in a subnet. Your subnet is the list of computers you can talk to directly.



What does it mean to talk "directly" to another computer? Well, every computer on the internet has a network card with a MAC address.



When you send a packet to a computer in your subnet, you put the computer's MAC address on it. To get the right MAC, your computer uses a protocol called ARP: (Address Resolution Protocol)



You can run `arp -na` to see the contents of the ARP table on your computer. It should look like this:

```
$ arp -na
? (192.168.1.120) at 94:53:30:91:98:c8 [ether] on wlp3s0
```

MAC for 192.168.1.120 (my printer) ← my wifi card

There are 2 kinds of DNS servers:

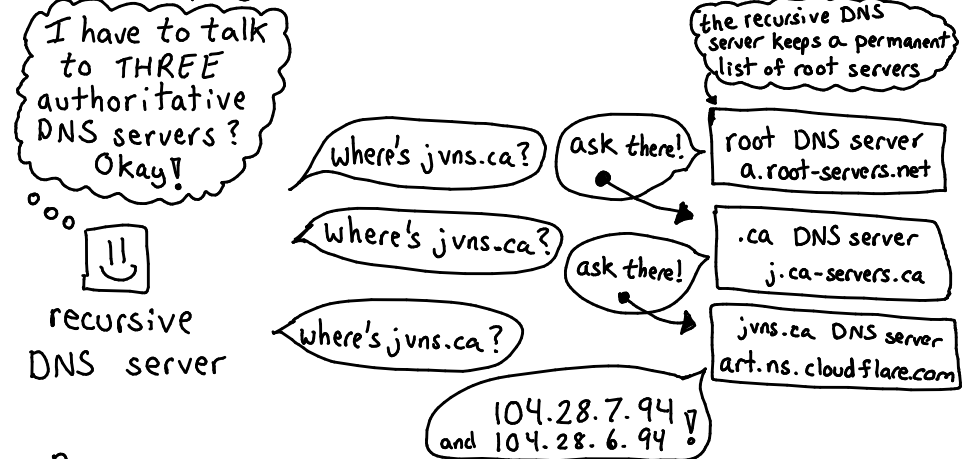
recursive



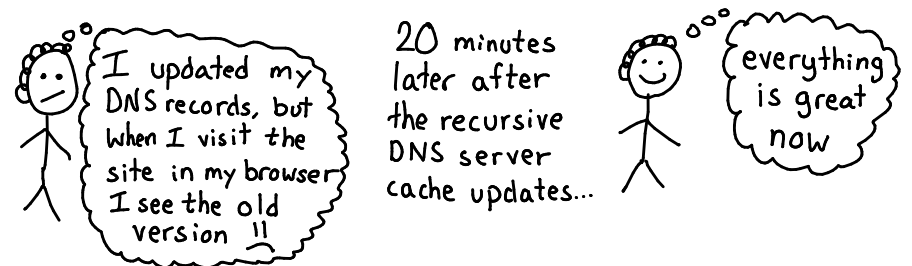
authoritative



When you query a recursive DNS server, here's what happens:




Recursive DNS servers usually cache DNS records. Every DNS record has a TTL ("time to live") that says how long to cache it for. You often can't force them to update their cache. You just have to wait:



let's make ♥ DNS requests ♥

When you're setting up DNS for a new domain, often this happens



Here's how you can make DNS queries from the command line to understand what's going on:

\$ dig jvns.ca

```
;; ANSWER SECTION
jvns.ca 268 IN A 104.28.6.94
jvns.ca 268 IN A 104.28.7.94
;; SERVER 127.0.1.1#53
```

there can be lots of IP addresses for one domain

this record expires after 268 seconds

an "A" record is an IP address

the DNS server I'm using

\$ dig @8.8.8.8 jvns.ca

8.8.8.8 is Google's recursive DNS server. @8.8.8.8 queries that instead of the default.

\$ dig +trace jvns.ca

```
. 50241 IN NS h.root-servers.net
ca. 172800 IN NS c.ca-servers.net
jvns.ca. 86400 IN NS art.ns.cloudflare.com
jvns.ca. 300 IN A 104.28.6.94
```

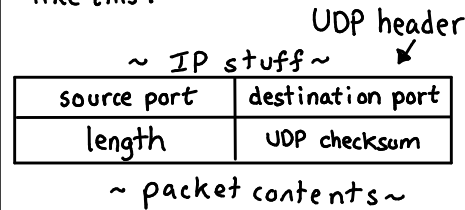
root DNS server!

dig +trace basically does the same thing a recursive DNS server would do to find your domain's IP

these are the 3 authoritative servers a recursive server has to query to get an IP for jvns.ca

UDP user datagram protocol

DNS sends requests using UDP. UDP is a really simple protocol. The packets look like this:



"unreliable data protocol" (not what it really stands for)

When you send UDP packets, they might arrive

- out of order
- never

any packet can actually get lost, but UDP won't do anything to help you.

Packet sizes are limited

I'm gonna put 3000 characters in this packet

nope that won't fit. 1500 bytes is probably a better size.*

* packet sizes are actually a super interesting topic. Search "MTU"

you need to decide how to organize your data into packets manually

ok, 623 bytes in this packet, 747 bytes in that one...

VPNs use UDP

hi I want to talk to 12.12.12.12

Ok stuff all your data into a UDP packet, send it to me, I'll pass it along.

VPN server

Streaming video often uses UDP


Read <http://hpbn.co/webRTC> for a GREAT discussion of using UDP in a real time protocol.

What's a port?

ports are part of the TCP and UDP protocols
(TCP port 999 and UDP port 999 are different)

When you send a TCP message, you want to talk to a specific kind of program

This would be bad:



We want to have different kinds of programs on the same server:

minecraft DNS email

So every TCP packet has a port number between 1 and 65535 on it:



netstat and lsof can tell you which ports are in use on your computer

Some common ports:

- DNS: UDP port 53
- HTTP: TCP port 80
- HTTPS: TCP port 443
- SMTP (mail): TCP port 25
- Mine craft: TCP+UDP 25565

Sockets

Step ②: now that we have an IP address, the next step is to open a socket!
Let's learn what that is.

your program doesn't know how to do TCP

idk what "TCP" is I just want to get a webpage

code.py program

OS: don't worry! I can help!

what using sockets is like

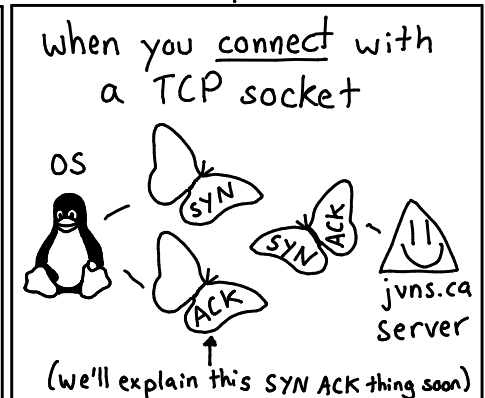
step 1: ask the OS for a socket

step 2: connect the socket to an IP address and port

step 3: write to the socket to send data

4 common socket types

- TCP: to use TCP
- UDP: to use UDP
- raw: for ULTIMATE POWER. ping uses this to send ICMP packets
- unix: to talk to programs on the same computer



When you write to a socket



code.py program -> writes lots of data ♥♥♥♥♥

splits it up into packets to send it

this socket interface is great! the operating system does so much for me!

TCP: how to reliably get a cat

Step ③ in our plan is "open a TCP connection!"
Let's learn what this "TCP" thing even is ☺



how does TCP work, you ask? WELL!

how to know what order the packets should go in:

Every packet says what range of bytes it has

Like this:


once upon a ti ← bytes 0-13
agical oyster ← bytes 30-42
me there was a m ← bytes 14-29

Then the client can assemble all the pieces into:
"once upon a time there was a magical oyster"

The position of the first byte (0, 14, 30 in our example) is called the "sequence number"

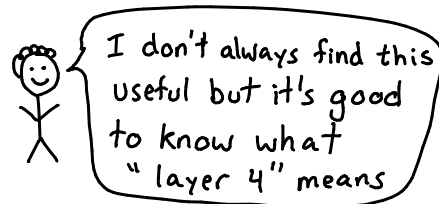
how to deal with lost packets:

When you get TCP data, you have to acknowledge it: (ACK)

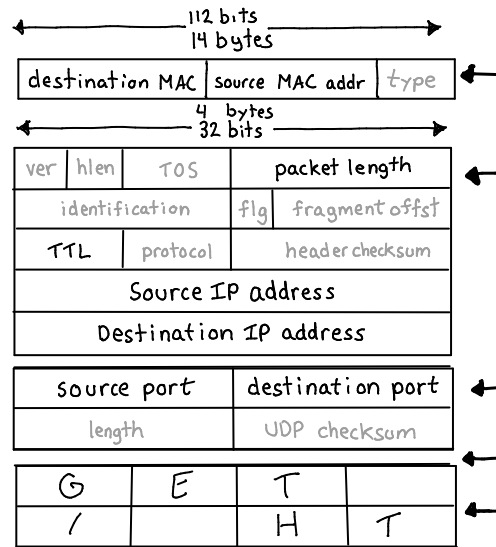


If the server doesn't get an ACKnowledgement, it will retry sending the data.

networking layers



Networking layers mostly correspond to different sections of a packet.



Layer 1: wires + radio waves

Layer 2: Ethernet/wifi protocol.
Your network card understands it.

Layer 3: IP addresses

routers look at this a lot to decide where to send the packet next.

Layer 4: TCP or UDP

Where you get your ports!

Layer 5+6: don't really exist here (though people call SSL "layer 5")


Layer 7: HTTP and friends

Routers ignore this layer mostly. DNS queries, emails, etc. go here.

Your home router looks at layers 2+3+4

Your applications mostly worry about layer 7 but they get to tell the operating system what IP and port to use.

The network card in your computer only cares about layers 1+2.



The cool thing is that the layers are mostly independent of each other - you can change the IP address (layer 3) and not worry about layers 4+7

☆ ☆ ... and now for even MORE ♡ ♡ ♡ ♡ ♡

We've covered the basics of how to download a cat picture now! But there's a lot more to know! Let's talk about a few more topics.

We'll explain a little more about networking protocols:

- what a port actually is
- how a packet is put together
- security: how SSL works
- the different networking layers
- UDP and why it's amazing

and how packets get sent from place to place:

- how packets get sent in a local network
- and how packets get from your house to jvns.ca
- networking notation

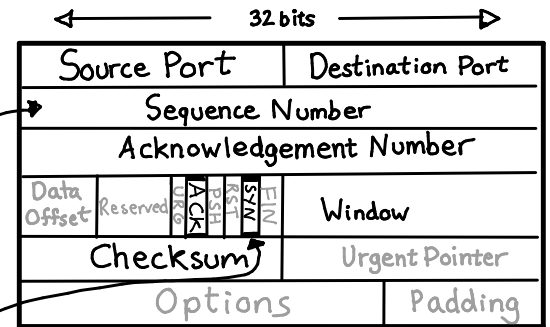


The TCP Handshake


This is what a TCP header looks like:

the "sequence number" lets you assemble packets in the right order ☺

this is the SYN bit



Every TCP connection starts with a "handshake". This makes sure both sides of the connection can communicate with each other.



But what do "SYN" and "ACK" mean? Well! TCP headers have 6 bit flags (SYN, ACK, RST, FIN, PSH, URG) that you can set (you can see them in the diagram.) A SYN packet is a packet with the SYN flag set to 1.

When you see "connection refused" or "connection timeout" errors, that means the TCP handshake didn't finish!

I ran `!sudo tcpdump host jvns.ca` in one and `!curl jvns.ca` in another. This is some of the output:


```
localhost:51104 > 104.28.6.94:80  Flags [S]
104.28.6.94:80 > localhost:51104  Flags [S.]
localhost:51104 > 104.28.6.94:80  Flags [.]
```

↑ jvns.ca IP address

} TCP handshake!
S is for SYN
. is for ACK

HTTP

Step ④: Finally, we can request cat.png!

Every time you get a webpage or see an image online, you're using 

HTTP is a pretty simple plaintext protocol. In fact, it's so simple that you can make a HTTP request by hand right now. Let's do it! 🙌🙌🙌

First, let's make a file called request.txt

```
GET / HTTP/1.1
Host: ask.metafilter.com
User-Agent: zine
(put 2 newlines at the end)
```

we'll explain this Host: bit later

Then:

```
cat request.txt | nc metafilter.com 80
```

the `nc` command ("netcat") sets up a TCP connection to metafilter.com and sends the HTTP request you wrote! The response we get back looks like:

```
200 OK
Content-Length: 120321
... headers ...
a bunch of
HTML
```

HTTP/2 is the next version of HTTP. It's very different but we're out of space.

important HTTP headers

This is a HTTP request:

```
GET /cat.png HTTP/1.1
Host: jvns.ca
User-Agent: zine
```

The User-Agent: and Host: lines are called "headers". They give the webserver extra information about what webpage you want!

the Host header ← my favorite!



GET /

GET /
Host: jvns.ca

dude, do you even know how many websites I serve? You gotta be more specific.



NOW we're talking

Most servers serve lots of different websites. The Host header lets you pick the one you want!

Servers also send response headers with extra information about the response.

More useful headers:

User-Agent

Lots of servers use this to check if you're using an old browser or if you're a bot.

Accept-Encoding

Want to save bandwidth? Set this to "gzip" and the server might compress your response.

Cookie

When you're logged into a website, your browser sends data in this header! This is how the server knows you're logged in.